

Fan controls
















Fan controls

Less heated air is extracted to outside, and less electricity consumed if the Fan operates only while work is in progress. Switch the Fan on/off manually at the hood, or automatically with a sensor clamp. Single-phase power supply to the operation box. The automatic Fan control has a sensor clamp to be attached to the earth cable of the welding set for automatic start-up of the fan. Detects currents from 8 A. The operation box consists of a 30 VA transformer for the lighting kit in the extraction arm, a delay timer for fan stop variable from 0-5 minutes, and two separate connections for sensor clamps.






Fan controls

Certifications	CE
----------------	----

Models



	Item no
	14518637
	14518737
	14518837
	14518937
	14519037 ^[1]
	14519137 ^[1]
	14519237 ^[1]
	14519337 ^[1]
	89116055
	89116053
	89116054
	89116056
	89116059

Models

	Item no
	89116063
	89116052
	89298071
	89116050
	89116051

^[1] One sensor clamp included

Accessories

	Accessory	Item no
	ARC Sensor clamp for FilterBox Automatic Operation Box	14372199
	MSX-W13-IN LCD Wall Mount MagneSense DP Transmitter - 28 in w.g. - 7000 PA	89219050